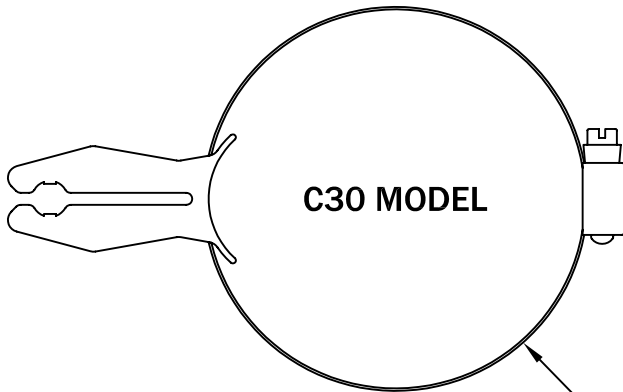


C20 MODEL

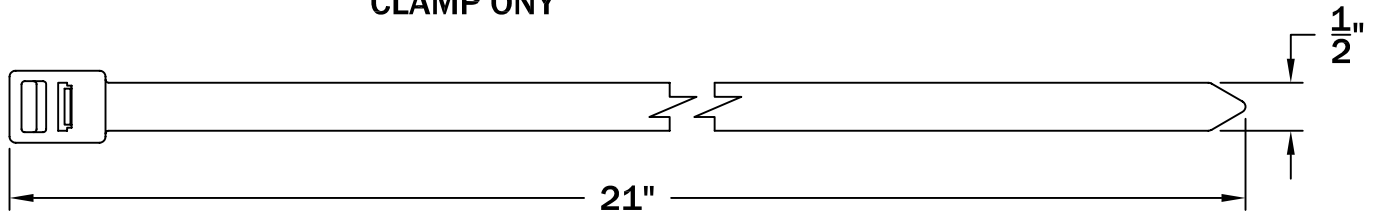
RELEASEABLE POLY BAND CLAMP
RANGE: Ø1" - Ø5"



C30 MODEL

SST PIPE CLAMP
RANGE: Ø³/₄" - Ø3¹/₂"

C40 MODEL
POLY BAND
CLAMP ONLY



ALL INFORMATION CONTAINED IN THIS DRAWING IS
CONFIDENTIAL AND PROPRIETARY TO CONERY MFG, INC.

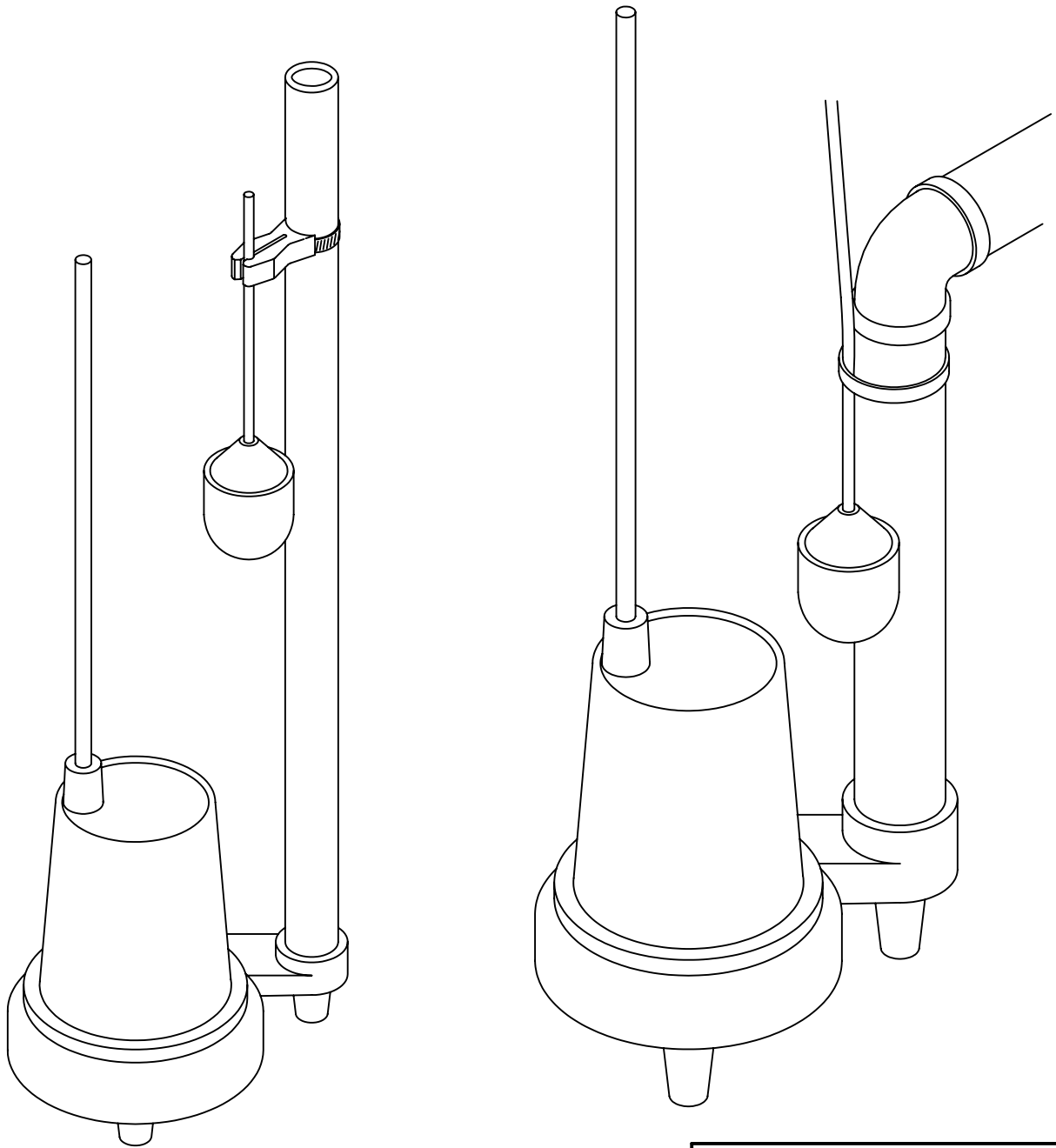


CHANGES	TOLERANCES	DRAWN BY	DATE
F	DECIMALS .xxx = ±.005 .xx = ±.010 FRACTIONAL x/x = ±.1/64 ANGLES x' = ±1/2'	D. MIDDLETON	02/20/04
E		MATERIAL SPECIFICATION:	
D			
C			
B			
A			

SPECIFICATION SHEET DIMENSIONAL DATA	
SCALE:	PART NO.
HALF	C20, C30, C40

TYPICAL MOUNTING

MOUNTING DEVICES



ALL INFORMATION CONTAINED IN THIS DRAWING IS
CONFIDENTIAL AND PROPRIETARY TO CONERY MFG, INC.



CHANGES	TOLERANCES	DRAWN BY	DATE
F	DECIMALS .XXX = ±.005 .XX = ±.010 FRACTIONAL X/X = ±.1/64 ANGLES X° = ±1/2°	D. MIDDLETON	02/20/04
E		MATERIAL SPECIFICATION:	
D			
C			
B			
A			

SPECIFICATION SHEET
DIMENSIONAL DATA

SCALE:	PART NO.
NONE	C20, C30, C40